

Nigeria @ 50 Jubilee Anniversary Free Report

By

Patrick Ogidi

Nigeria's No. 1 Facebook Wealth Coach

www.DotComClass.com

Disclaimer & Legal Stuff

This report is free; hence if you've paid for it, sorry you've just been scammed! You can give it out for free on the condition that every information contained herein remains in tact.

The information presented herein represents the views of the author as of the date of publication. Because of the rate at which conditions change, the author reserves the rights to alter and update his opinions based on the new conditions.

This manual is for informational purposes only and the author does not accept any responsibilities for any liabilities resulting from the use of this information.

While every attempt has been made to verify the information provided here, the author and his company appreciates any correction, criticism and suggestions from readers. This is a step by step guide. Your use of computers is important for proficiency.

Join

Facebook Naira Membership

And Discover How To Make \$250

Weekly From Facebook

Visit

www.DotComClass.com

Introduction

Nigeria will turn 50 on the 1st of October, 2010.

Hence, I've written this report to celebrate Nigeria's golden jubilee anniversary with my friends, fans and subscribers who has always stood by me all these while. Without you, I would be out of business!

From the result of the little survey I conducted for my subscribers, I came to understand that many of them are yet to lay their hands on a working internet business system that can at least put something on their bank account.

I thought of an easy system to give on this golden jubilee celebration and many ideas came to mind!

I finally settled with preparing for you a loaded free report that will contains at least 3 powerful online systems you can start with little or no capital, and yet make as much money as your bank account can carry.

Don't worry, this won't take long, I promise. If there's one thing I've learned in Internet Marketing, it's to do away with the bluffs and get down to business.

This short report will show you how you can bank at least \$500 per month from 3 or more guaranteed online systems.

However, I want to put a fact through to all those who are yet to make their first dollar online. Take it or leave it, you have not been able to make a breakthrough for ONE reason:

You probably have been busy pursuing the get rich quick schemes. I am talking about common hypes like all the:

Make \$5000 a day from

Make money without doing any job at all (funny!)

All the bluffs... name them!

Is it Not High Time You Make A U-Turn?

If you are ready, get set to as I take you through these tested and proven systems that won't make you \$50,000 overnight, not even \$10,000 overnight...

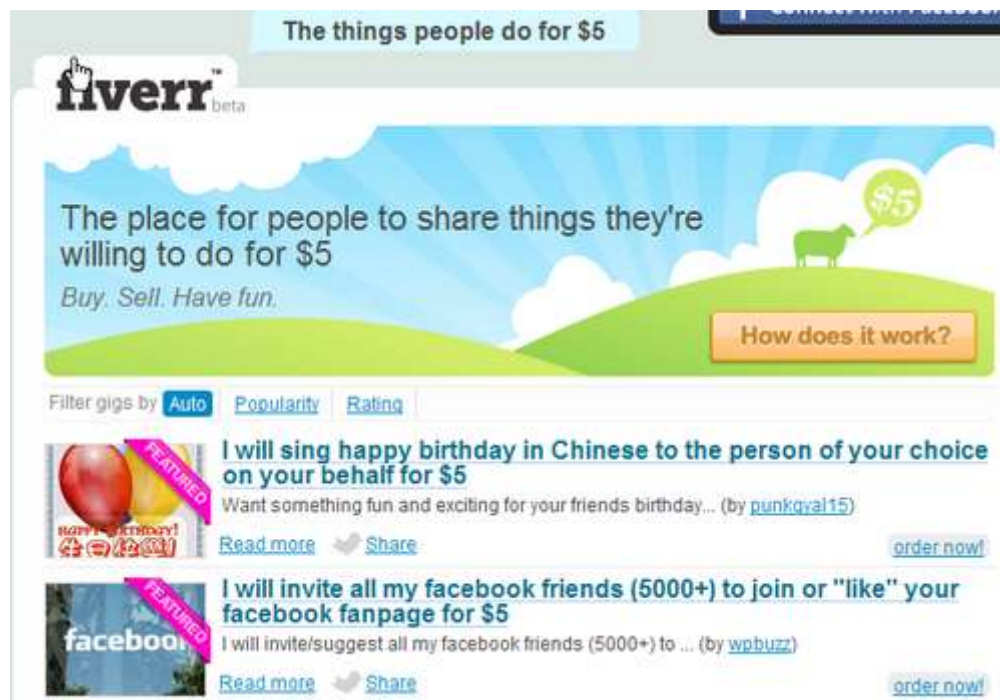
But...

Can comfortably put \$500 into your bank account if you are serious.

Are you serious, let's go!

Naija@50 System No. 1: Fiverr Cash

Let me start by saying this is one of the more simple ways in generating quick income for yourself on a daily basis. With this method I've made good amount by utilizing tips efficiently when advertising through Fiverr.



Let's begin by describing what Fiverr is:

Fiverr is a service which lets you post jobs that you can do for people for \$5. They're called 'Gigs' and you can create as many as you want. They pay via [PayPal](#).

I will show you step by step in creating gigs, writing a detailed report pointing people to a product inside the pdf and sell THAT report on Fiverr for \$5 but it doesn't stop there.

If you join my [Facebook Naira Membership Club](#) (FBNC), I will further show you how to implement a blogger approach to it and make more money via CPA! (though I'll touch the surface here)

Great. Great.. Great...

If you don't know what Fiverr is and have never heard of it before – you can check it out at <http://fiverr.com>

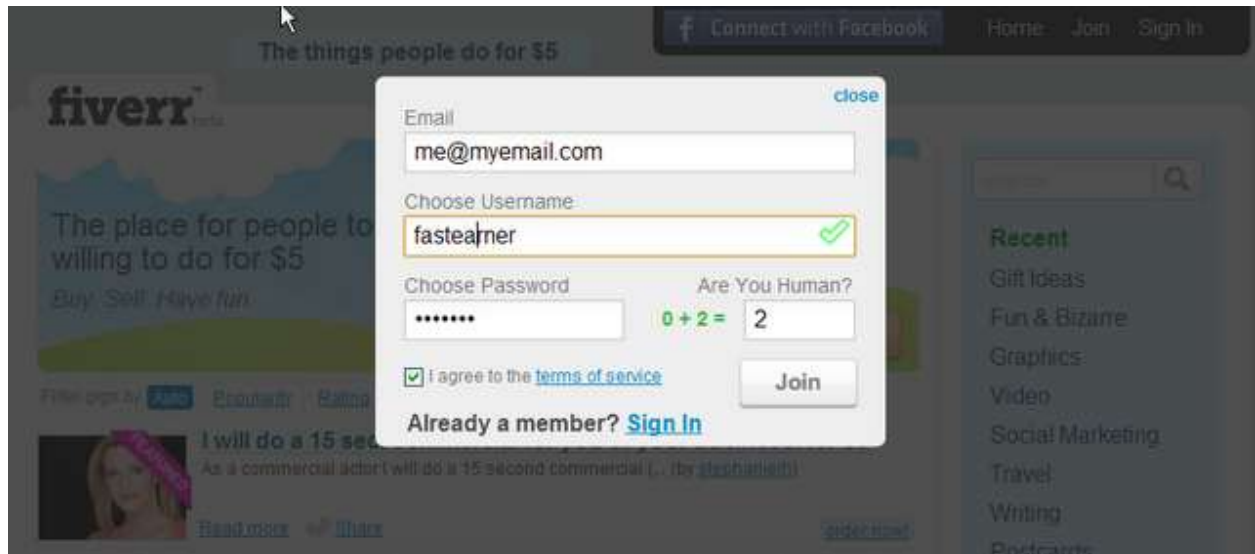
Now, what you need to know is; this is specifically pointed towards quick, odd jobs, reports, services, information on certain things so by knowing this we're going to utilize one of these as an example: free ipad giveaway.

Setting Up Your Fiverr Account:

This is very simple – first you're going to want to take a look at how Fiverr operates. Much of what I've said above this is basically how Fiverr runs. Your first step is to join Fiverr by clicking "Join" at the top.




Once you've clicked join an Ajax window will popup asking you for your signup information – put in whatever is necessary and click 'Join' as shown below:



Once you've clicked Join you will be registered – make sure you confirm your e-mail through whatever e-mail service you choose. If you don't confirm you obviously won't be able to post gigs and make money.

The next step involved is you'll want to put in the correct information; your PayPal e-mail address is the MOST important. These guys only pay through PayPal so if you don't have one and don't have the funds to create a new one, you can just create a new Gmail account and use the email as your PayPal email address. Such that when you are due to receive your funds, you can quickly go [HERE](#) and get a USA verified PayPal around the Gmail address you created.

fastearner, your public profile page is here: <http://www.fiverr.com/users/fastearner>

Full Name	<input type="text" value="Patrick Ogidi"/>
Email	<input type="text" value="pat.ogidi@gmail.com"/>
Paypal Account Email	<input type="text" value="me@myemail.com"/>
Something about you	<input type="text" value="I work hard to satisfy my clients."/> <input type="text" value="http://Patrickogidi.com"/>
Profile Picture	 <input type="button" value="Choose File"/> No file chosen maximum size:1Mb format:jpeg, png, gif
<input type="button" value="Save"/>	

Once you've filled in the proper information, click Save and go to the next step. Once you are done with that, simply login and head to make your first gig (post).

Now once you've done this – you need to setup your gig. Your gig if you don't remember is the job you're posting on Fiverr for \$5.

Like I said before we're going to use a free ipad report ABOUT the ipad and ipad tips and anything related to the ipad. The whole purpose here is to write a simple 500-1000 word report describing the ipad and introduce them to a free ipad CPA offer at the bottom of the report. So once again, they're

purchasing the \$5 report but there's also a chance you can make a little bit of extra cash off of them for filling out the CPA offer. I've made \$45 a day from this method and it SITS on autopilot. The ideas here are limitless...

Here's some sample ones THAT FIVERR SUGGESTS FOR YOU!!

promote cpa instruments

Write blog posts on latest research on min-body healing

code a XML Gateway for Database

help me get lot of twitter followers for the best

cardiologist on earth

Create an iPhone app.

help me get started in graphic design

fix css on a website.

Need a girl for a photoshoot. Samples needed.

need a girl for a short video advertisement.

convert a word doc with images and links into HTML for an email newsletter

edit audio files into podcasts

review my web series

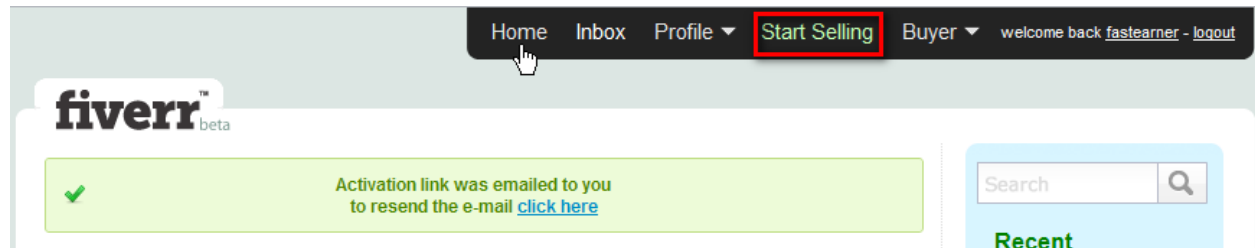
need one complete minisite Wordpress theme(how to draw wolves).

configure my thumbsup script to work properly with my wordpress theme

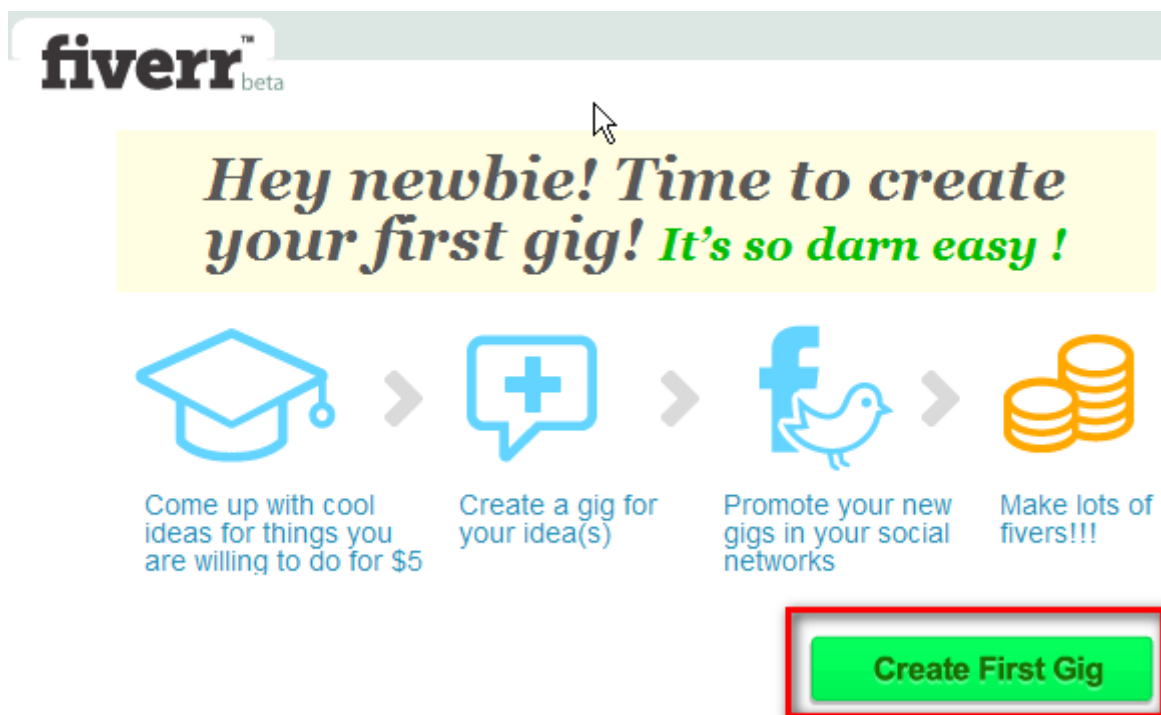
Now, these suggestions are mostly jobs involving knowledge of HTML or design of some sort. But A LOT of people routinely give out free reports to advertise their sites. This is where CPA comes into play.

Back to setting up your gig...

You're going to want to click 'Start Selling' at the top of the Fiverr website.



This will take you a page that looks like this describing what you currently already have, what you've made from each and so forth. In your case, you get something like this.



Click 'Create First Gig' at the bottom of the Gig page, this will take you to where you're going to setup your VERY FIRST gig! The next page should look exactly like this:

fiverr^{beta}

I will **Show You How To Get A FREE IPAD** for \$5
max chars: 200 (used: 0)

Category: **Technology**

Description
Be as descriptive as possible.
I'll send you a free report on how to get A FREE IPAD. Wao.. For just \$5, you can get an IPAD that's worth a whopping \$650. You can't beat this insane offer. See for yourself and get your new IPAD for just \$5. Yeah, \$5 and not \$500.
max chars: 450 (used: 233)

Instructions to Buyer
Give Buyer a head-start.
No information whatsoever. All I need is just your email and I'll send you the report that will show you how you can get a free IPAD.

Tags
Enter comma separated keywords that best describe your gig.
ipad, free ipad, ipad report, free ipad

Maximum Days To Complete: **2**
Maximum duration for this gig to complete, time it will take you to complete your work.
Consider the following factors:
Time differences, your own free time and other engagements.
FYI: Buyers are allowed to cancel late delivered orders.

Add Image
Choose File: ip.jpg
Do not use images already in use by other gigs
Image must be descriptive and relevant to your work
Real work sample images sell many times more than others
Never use other seller's images
510 pixels wide, 1Mb Max, Jpeg format
Add More Images

Save

As you can see here, I've already given them a reason to click my link – A report on how to get A FREE IPAD. People will bite at this like CRAZY!

The title is simple and to the point – you’re going to show them how to get a free ipad for \$5.

In the description section you’re going to write little sales pitch to the customer on why they should get this product.

The keywords and tags are going to be used efficiently because this is how people are going to find your gig and obviously it’s going to be how your gig is categorized.

What I did for the image was literally went to www.google.com/images and searched for images of an ipad and upload it with the gig.

Make it a maximum of 2 days to complete the gig , you can really set this to what you want but ultimately 2 days should be more than enough time to send them a report via e-mail.

Once this is all finished click ‘Save’ at the bottom of the page.



This is what your gig should look like after you’ve completed the setup process of it.

Now your gig is completed, you don't have to do anything else to your gig setup. Once you've done this, you're going to want to write your report.

Basically, the report doesn't have to be fancy at ALL. Do your research on the market you're going for. In this case, if you're going for the ipad then you can write a detailed report on what you know they want when it comes to an IPAD.

At the bottom of the report you're going to direct them to your CPA offer. (more on how to get this link below)

Signing Up With CPA

Don't go looking for CPA networks that will accept you; quickly sign up with any of the following and in less than 24 hours, you are approved:

- www.IncentReward.com
- www.affiliates.dandango.com
- www.CPAlead.com

Once you are approved, login and choose any IPAD offer. Generate your affiliate link and add it to the report which you'll be sending them after paying for your gig.



Snapshot Offers Reports Account Support

Offers A free IPAD offer, pays \$1.25/ conversion

Search Search View Stats for Sep 22, 2010 - Sep 28, 2010 Go

ID	Offer	Preview	Category	Countries	Payout	Clicks	Conversions	Total Revenue
120	\$1000 Victoria's Secret Giftcard	Preview	Email / Zip Submit	US	\$1.02 per Conversion	0	0	\$0.00
270	Better Gifts - Free Dell XPS & MacBook Air	Preview	Email / Zip Submit	US	\$1.25 per Conversion	1	0	\$0.00
268	CoolFreeGiveaways-Best Buy- Zip Submit	Preview	Email / Zip Submit	US	\$1.25 per Conversion	0	0	\$0.00
363	Education114 - Zip Submit	Preview	Education Email / Zip Submit	US	\$1.50 per Conversion	0	0	\$0.00
273	InternetPromoRewards -Free \$1,000 Walmart	Preview	Email / Zip Submit	US	\$1.35 per Conversion	0	0	\$0.00
447	Opinion Rewards - 2 Free jetBlue Tickets	Preview	Email / Zip Submit	US	\$1.12 per Conversion	0	0	\$0.00
281	PrizeRewards - Free Apple iPad- Zip Submit	Preview	Email / Zip Submit	US	\$1.25 per Conversion	0	0	\$0.00
292	TesterRewards - Free Apple iPhone 4G	Preview	Email / Zip Submit	US	\$1.25 per Conversion	0	0	\$0.00

Getting Paid:

Now, all you have to do is sit back and let the Fiverr orders come in, what I would do is continually come out with a new report on various other freebie CPA offers every week or so – this should keep your money flow consistent and allow you to make a solid amount of cash on a weekly basis.

When your work is finished with person who purchases it, they will confirm the work delivery and Fiverr will then credit your account with \$5. That's right, \$5! They don't take any % out of it at all!

You also earn from the CPA offers. From my experience, I have found out that 7 out of every 10 people that purchased the report will go ahead to fill my CPA offer (in order to get free IPAD)!

That's earning from 2 ways – You earn from selling your report at Fiverr again from CPA conversions.

Overview:

I hope you got the gist!

So basically, this is what you've done through this step by step guide:

- 1) Setup a Fiverr account, setup a gig offering a free report for a certain niche. There are many of them.
- 2) Inside the free report is a link to a freebie CPA.
- 3) Use CPA offer link for CPA revenue.

This can be done in a multitude of ways, the beauty of this method is that you CAN do it so many different ways – and I encourage you to. I know I will be. For instance, you can actually if you want – Another route you could also take is the use of multiple PayPal accounts, multiple Fiverr accounts and do a mass submission of reports for \$100's a day! The other beauty of this is you can

offer free reports, web services, ANYTHING! The choices are YOURS. It's time to profit NOW!

Earning Potentials:

\$5 a sale through Fiverr, \$1.25 a sale through your CPA offer. That's \$7.25.

Multiply it by the number of gigs you can create daily... that's how much you make. Can you create 10 different gigs daily, selling 10 different reports, then be ready to be making $\$7.25 \times 10 = \70.25 cool!

That's it!

NOTE: Don't forget to do this from different Fiverr accounts.

How to make more money from Fiverr?

Many people complain that they have many gigs, but their gigs get less view.

How do you solve this problem?

The problem is targeted traffic, without them, your gigs will have a little order or can not sell. You can use some free method to get traffic to your gigs and get more money:

1. Share the gigs on your Facebook, Twitter.
2. Share the gigs link on related forum. Example: if you have SEO service, or write article service, you must share the links on SEO or webmaster forum. Some forums allow signature, you can put the links on your signature to get people attention. I had a hub about Do Follow Forum, this had a list of forum allow signature.
3. When you had some order and good feedback, you can request your new features at <http://www.fiverr.com/feedback>. They will review your request strictly. You must have a good service with good sale before requesting them.

4. When your gig is a feature gig. This will show on first page of Fiverr or first page of category, you will get a lot of orders. You need to do it and get more money.

Similar sites like Fiverr

These sites are similar to Fiverr's similar. You may give them try too, just copy your gigs from Fiverr and rewrite some words. You will have chance of getting more orders and making more money.

Zeerk.com: Has some advantages over Fiverr:

-They have more gigs with \$5,\$10,\$15 and \$25.

-The gigs with \$5, they will not charge for money, and you will receive money after 1 day. It means you will get \$4.5 with \$0.5 is Pay-pal fee.

Gigbucks.com: They have many prices \$5, \$10, \$20,\$50 and \$100. They had similar service as Fiverr. When the gig is completed, the sellers will get 82% of the sale. If you gig is \$5, you will get \$4.1 when the work is finished. You will get money after 14 days completing work.

TenBux.com: They have \$5, \$10 gigs prices. The sellers will get \$4.5 with \$5 gig and \$9 with \$10 gig. The condition of withdrawal is similar to that of Fiverr.

Naija@50 System No. 2: Slice & Dice Affiliate Marketing Approach.

Can I hear you say... which one is slice and dice affiliate marketing method again?

Ok, let me explain.

The method involved here is simply a newbies' and lazy man's way of doing affiliate marketing. It's devoid of the usual affiliate marketing jargons that are common.

Let's get down to it!

We shall be working with Clickbank here.

Home | Sign Up | Marketplace | Order Help | Blog | Log In | Search

CLICKBANK®

Sell Products | Promote Products | Buy Products | About Us | Help Center

We've paid our clients on time, every time, for over 10 years. Client Earnings Paid Out: \$1,651,449,830

English

Live Outside the Box™

Our clients have earned over 1 billion dollars. It's your turn.

Affiliates

Find tens of thousands of digital products to promote online. Get your ambition rewarded. [Sign Up.](#)

[Learn More](#)

Vendors

Attract customers and accept payment for your digital products online. Get your imagination rewarded. [Sign Up.](#)

[Learn More](#)

"I earned about \$250,000 during my senior year in college and within a year of graduation had crossed the million dollar mark."

► **Russell Brunson, Idaho, USA**

Though, they don't accept Nigerians, but if you have been on my list or following my trend online for sometime, you will understand there is a way to go around it in as little as 10 minutes.

Yes, I'm talking about signing up with a relative address in any of the accepted countries like USA, UK, Ghana, etc.

However, some people frown at this and I don't blame them cos they wouldn't want any *story* for their money. That leaves us with no other option than getting a foreign mail forwarding address from any of the accepted countries and sign up with Clickbank with it.

Did I hear you say GraphCard ? Use them if you want to expect your money till eternity. And don't even call me to complain!

Not until I got a South African address which I have been using perfectly, I've always use the services of a UK mail forwarding company. You can use them as well if you like. This [free report](#) tells you more about how to get going with them without any initial payment.

Before you rush to their site, let me make it clearer that their prices are on the high side. If you're not in the corridors of the group who earn (or will be earning) \$750 and above monthly from Clickbank, you must get stuck along the line of using them.

But if you want a cheap and reliable service, you can get it from no one else but from my humble self.

Yes, I now run a foreign address service through which you can receive all your foreign checks. And guess what.... I'll be officially launching it pretty soon and the price of using it per year is going to be around N15,000. (very cheap!)

But, I know that you must need a foreign address in order to make good use of this information, so, I wouldn't want to be that barrier to your progress.

Hence, I'll be giving you the address in this prelaunch stage for just N7,500 per year. Yes, for N7,500, you can grab the foreign address from me and use it to sign up with Clickbank, CPA and receive anything check.

Your check gets to my foreign address; my agents pick it up and re forward it to you where ever you may be.

[Reach me](#) if you need this service! It's up to you!

Ok, with the foreign address issue settled, let's get down into the meat of the matter.

The Steps:

Here are the steps involved in my slice & dice affiliate marketing method:

- Market/Product selection
- Keyword research
- Content writing
- Promotion
- Profit! Profit!! Profit!!!

Let's take them one by one:

- Market/Product selection:

The key to success in affiliate marketing is learning how to select the right product to market. In order to select the right product, there are certain principles that you need to carefully understand and follow:

- Evergreen products that stands the test of time.
- Products that pay a minimum of \$20 commission
- Products that tends to solve pressing need
- Products people can make sacrifices for.

It's also worthy of mention that you should always go for evergreen products, instead of products that are seasonal.







Going by the criteria above, you would want to go with markets like:

Health

Romance/Relationship

Finance/Wealth

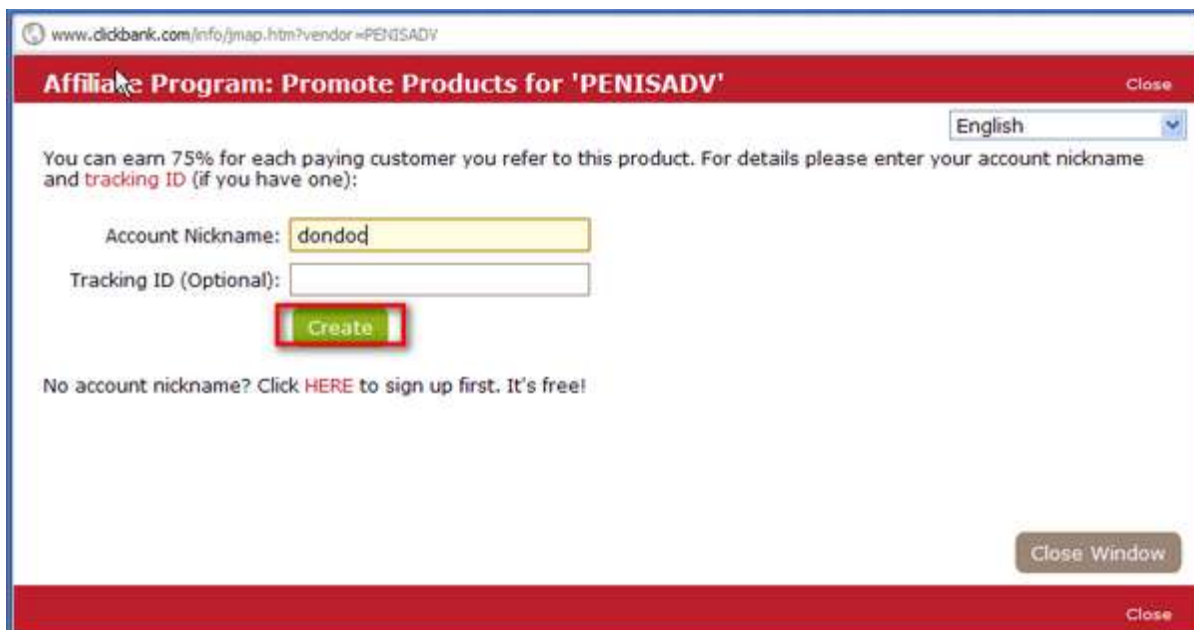
So, what we do is to go over to [Clickbank Marketplace](#) and do a search for a product in the health market that fits into our criteria for example.

PenisAdvantage.com Natural Penis Enlargement Guide Paying Upto \$59.35 Per Sale - Now 75%.	Avg \$/sale \$41.20 Promote
Vendor Spotlight	
Stats: Initial \$/sale: \$41.20 Avg %/sale: 75.0% Grav: 161.25 Cat: Health & Fitness : Men's Health	
    	 212

Looking at the product above, you will find out that it fits into our criteria.

(Pays \$41.20 commission per sale) A problem suffered by lots of men – hot market!

The next thing is to click on the promote link to get our affiliate link:



www.clickbank.com/info/jmap.htm?vendor=PENISADV

Affiliate Program: Promote Products for 'PENISADV' Close

English

You can earn 75% for each paying customer you refer to this product. For details please enter your account nickname and **tracking ID** (if you have one):

Account Nickname:

Tracking ID (Optional):

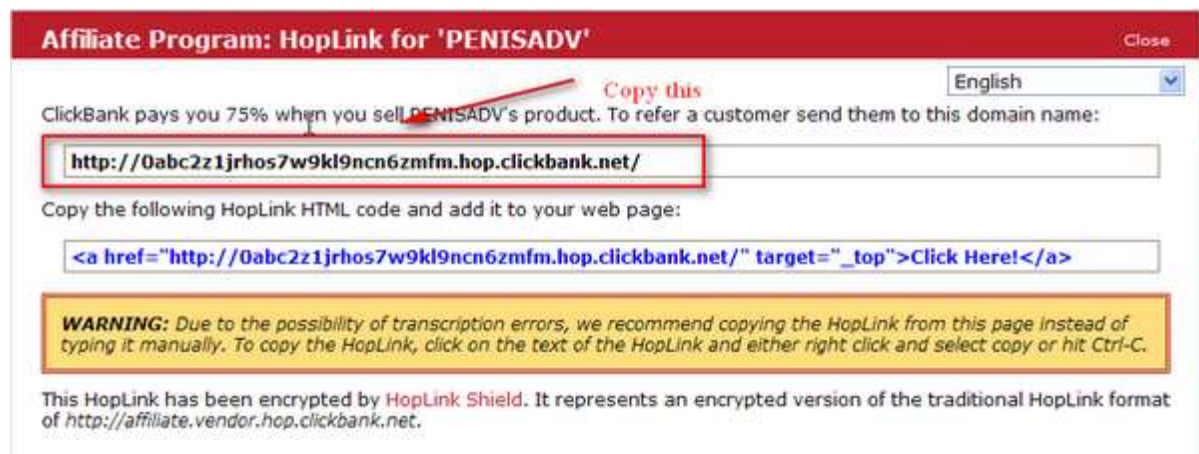
[Create](#)

No account nickname? Click [HERE](#) to sign up first. It's free!

[Close Window](#)

Close

Click on create:



The screenshot shows a window titled "Affiliate Program: HopLink for 'PENISADV'". It includes a "Close" button in the top right corner and a language dropdown menu set to "English". The main text states: "ClickBank pays you 75% when you sell PENISADV's product. To refer a customer send them to this domain name:". Below this, a text box contains the URL "http://0abc2z1jrhos7w9kl9ncn6zmfh.hop.clickbank.net/" which is circled in red. A red arrow points to the text "Copy this" above the URL. Below the URL, it says "Copy the following HopLink HTML code and add it to your web page:" followed by a text box containing the HTML code: "Click Here!". A yellow warning box contains the text: "WARNING: Due to the possibility of transcription errors, we recommend copying the HopLink from this page instead of typing it manually. To copy the HopLink, click on the text of the HopLink and either right click and select copy or hit Ctrl-C." At the bottom, it notes: "This HopLink has been encrypted by HopLink Shield. It represents an encrypted version of the traditional HopLink format of http://affiliate.vendor.hop.clickbank.net."

And copy the link circled in red above to a safe place. That's your affiliate link for that particular product. Next, you would want to create a site or blog around some selected keywords. These keywords will form the contents of our blog/site.

Keyword research

A 'keyword' is what a person would type into the Google search box when they are looking for something.

Keywords tell us a lot about the person who is searching for them. Generally speaking, the longer the keyword phrase, the more targeted the person would be as a buyer.

What defines a good keyword? Good question and here is my guideline:

- It needs to be enquiring in nature. The searcher needs to be curious/looking for some solution/advice and not generic information. In my head, I put the phrase "I want" or "I am looking for" just before the keyword and if the whole sentence makes some sort of sense, the keyword passes the litmus test. For example, let's take 2 keywords: "hair loss" and "hair loss treatment". We put the phrases in front of the keywords and we get:

"I want hair loss" or "I am looking for hair loss" and

“I want hair loss treatment” or “I am looking for hair loss treatment”

Which one makes more sense? It gives you an idea of how specific the keyword is.

- A minimum of 3000 searches a month for at least one of our keywords in the niche. It should also have plenty of 2000+ searches keywords. More on this in the case study in the next chapter.

- Has less than 50,000 Competitors when searched in quote.


So, to ascertain the above conditions, we would quickly go over to [Google Keyword Tool](#) and do a keyword research on our root keyword; say penis enlargement:


Find keywords
Based on one or both of the following:

Word or phrase (one per line)
penis enlargement


Website

[Advanced options](#)

Locations and languages 

Make sure you set this to US 

All Countries	All Languages
United States	English
United Kingdom	Japanese
Japan	German
Germany	Portuguese
Brazil	

Include specific content  Include adult ideas

Using this method, you can scale down 10 key phrases that has less competition and at the same time fit in into our earlier criteria.

I use software called [Market Samurai](#) and it makes the whole process as easy as eating eba with a well prepared egusi soup. I am sorry I cannot explain that here but the website has a report and video that shows you how to do that. And if you join [FBNC](#), you'll simply enjoy this \$149 software with other members who are already doing so!

With that software you will be able to generate keywords will a great number of searches/visitors and not so much competition.

What you would do is to create a blog (free or paid around) around these keywords and use them as your content. And that brings us to...

Content writing

While writing your content, it's advisable you write like someone that has passed through the problem your reader is seeking solution to. Take them through the various processes you passed through in search of a solution and how you finally came to discover the solution which is in the product you are promoting.

Writing this kind of content shouldn't be a heavy task, but if you think it is, then you can use my full time employed writers for N750 or \$6 Liberty Reserve for a 400 words article.

5 or 6 articles of this kind will be ok.

Promotion

The next thing will be for you to take some steps to promote your blog/site. This is one area that largely determines the far you go in affiliate marketing business.

In this report, I'll only discuss one effective method of driving hoards of traffic to your blog/site and making sales.

I'm talking about what is generally known as Article marketing. This is all about writing 250 to 300 articles (which you can do under 8 minutes or less).

If you are really serious, you can write 5 articles under 60 minutes, which means if you wanted to burn yourself out, you can work 5 hours a day and be generating 25 articles by the end of the day, meaning 750 articles by the end of the month.

The technique involves rewriting an already existing article in your own words.

In other words, since you know you know the keywords you want to write on, just go to other article directories and search for similar articles, and then re-write it in your own words.

Another good method I use for this is outsourcing.

Just like said earlier, I have stationed ghost writers who write 10 to 30 articles per day and I am even pushing them to write 50 a day!...because the more they write, the more money I should make and the more money I pay them. Good for everyone.

You can start from 2 articles a day, but you must write.

After writing, go to article directories like www.ezinearticles.com, www.Buzzle.com, www.ArticleBase.com and submit the article. It might take them some time to approve your article. Once any article is approved, it gets picked up by Google, meaning more exposure.

Another good thing about article marketing is that webmasters could pick up your articles to use on their site, thereby giving you more exposure and helping you drive more traffic to your site.

So long the internet remains, your articles will always be there to drive traffic to your blog/site and making you money.

Can I hear you say... I cannot write?

My staff can help you!

For just N700 or \$5 LR, they can give you a unique 250 to 300 articles suitable for submission to article directories.

Calculating the earning potentials, I take it that an article gets me 50 visitors per month, which is very very poor. Say I have 100 articles promoting a blog/site after 30 days, which means that I'll be having $50 \times 100 = 5,000$ visitors to just one blog.

Now, assuming I promote a product that pays just \$20 commission per sale. All I need to make \$1000 per month is just a 1% conversion from the 5000 visitors.

Can you now see how easy it is to make money from this business?

Ok, let's say you decide not to do the article writing yourself and outsource it to my staff at \$5/article. The 100 articles will only cost you \$500.

That means, for just \$500, you can make \$1000 monthly over and over again.

This is just through Article marketing alone. And if article marketing alone is making you such figures, what if you are further shown some other killer strategies that can double your traffic overnight:

- YouTube Unusual Method
- Forum Profile Link Building
- Etc

Members of [FBNC](#) will not only discover how to further scrap all available traffic from article marketing, but will also be let in into the same method (that only take 10 minutes) I use to create [video like this](#) that has already generated over \$750 in commission from Clickbank.

Naija@50 System No. 3: Information Marketing the Easy Way.

I guess the protocols involved in successfully running an information marketing business dissuades many from making much headway in it - starting from finding a hot niche/market to creating a hot selling information product.

In this section, I am going to show you how any Nigerian can launch into Information Marketing business and make killer profit.

You won't even be creating products, sales copy and the likes, but will be working with a Nigerian marketplace website where merchants sell different hot and top selling products;

Let me bring you into the world of a fellow marketer; Donatus Amaechi who has already dealt extensively with this subject matter in a free report he shared recently [here](#).

Welcome to Donatus world! Happy reading:

Quick Info Product Marketing Using <http://info-mart.com>

Introduction to info-mart

Info-Mart is an affiliate network that has many affiliate programs listed under them.

Really, Info-mart is own by a Nigerian and signing up is free.

I like the quick info marketing system because if you work it out very well, you can be seeing results within the next 7 days. You can also use this system on clickbank, but here we don't want to bother yourself with US/UK address for clickbank sign up.

How?

You will see that for yourself very soon.

There are 2 ways to it: the long and short way. I won't disturb you with details on how to do it the long way because I will have to start teaching you on how to get or create hot products, create sales messages and a lot of stuffs and you might not even be able to understand them very fast especially if you are new to internet business.

But first, how does this system work and what the things necessary are to make it work?

This is the 3 steps for the long process

- 1. Get a HOT Product.*
- 2. Create a killer advert for the product or get someone to do it for you.*
- 3. Place a killer advert in the newspaper or magazines for the product*

However, since we are not using it, I will just go ahead to the short process.

Here, you do not have to create or get any product or even learn any sales technique or marketing gimmick.

All you have to do with your N10,000 is just in 3 steps too but before we get to that, let's talk about what you will need.

- 1. A Bank Account*
- 2. A FasteCash account*
- 3. The N10,000 start up*

The reason why you have to use the classified advert is because classified adverts normally pull a lot of responses and they do it very fast.

Within 2 days, about 500 people can respond to your advert and out of the 500 people, if just 50 people buy via your affiliate link and if your commission for selling that product is say N1250, then 50 sales will mean N62500 straight into your Fastecash account.

And this is option number one given to you in a short and fast way.

By the time you have opened a Fastecash account, you have gotten your affiliate link and you have converted it into a TinyURL link, it is now time for you to do the following:

- 1. Create a KILLER classified advert*
- 2. Create a Gmail email and Gmail autoresponder*
- 3. Setup your sales message to be delivered by the autoresponder*
- 4. Place your classified advert in a well distributed newspaper*
- 5. Follow up your prospects*

Now, let me explain all of the above to you:

What you are going to do with your N10,000 to multiply it over and over is to use it to place adverts.

What kind of adverts?

Well, they are known as classified adverts.

And the reason why I adopted this method is that it can produce a lot of rushing prospects for you as soon as the paper in which you placed your advert has been released to the public.

Let me repeat this again:

By now, you must have gotten a Fastecash account which is free and you must have gone to http://www.info-mart.com/sell_info.php to get your affiliate link for any product you want to promote.

You also must have to log on to www.tinyurl.com to convert the affiliate link you got to a tiny URL and you must have saved it to somewhere safe on your system.

This is only when you are then qualified to go to the next step

Craft A KILLER Classified Advert

Why did I say GET?

I said that simply because you don't have to start cracking your brain on how to create your own advert.

I already have some powerful samples that I created here.

All you need to do is to follow the samples and write your own advert. You have to do this so that your advert will not be the same like the advert of someone else who also downloaded this report you are reading and who is trying to practice the same thing that you are doing.

Here are the sample adverts I have here

Advert Number One

GET A NEW LAPTOP FOR N8,000

This is Crazy But It Is A System That

Does Not Require ANY Form Of Networking

AND It Is 100% Real.

For Full Details, send an email to

(put your gmail address here)

Advert Number Two

CASH ON DEMAND!

Download For FREE a Powerful 25+ Paged

Report On How You Can Raise N200,000

This Xmas Season...Practically!

Get FREE details by sending an email to

(Put your gmail address here)

Advert Number THREE

Do You Need A BRAND NEW LAPTOP?

Discover a BRAND NEW System On How

You Can Quickly Generate Enough Money

To Get a Brand NEW Laptop Within 30 Days

Starting With Just N5,000

For Full Details, send an email to

(put your Gmail address here)

How To Create A Gmail Email AND a Gmail Autoresponder

Here you will need to make use of a Gmail account because it will help you to make use of its autoresponder feature. If you already have a Gmail account, don't bother to use it, instead create a new one.

So, go right now to open a Gmail account at www.gmail.com if you do not already have one that you can use.

It is easy to open and free too.

Just let the email address be reasonable and not look like that of a spammer or area boy.

To do that, you can use your full name E.g andrewanderson@gmail.com or use a nice title with your first name like the one I use which is amadonxl@gmail.com

5 Simple Steps To Setup Your Gmail Autoresponder

After you are through with the opening, you will now login into the account and do the following:

1. After logging in, look for the link that says SETTINGS on the top right corner and click it
2. Scroll down the page and click on VACATION RESPONDER ON
3. Supply the subject matter in the subject box. E.g Here is the information Your Requested For about Laptops
4. Supply your Message (the info you promised in your advert)
5. Click on "save changes." That 's all.

The message you will supply in number 4 above is where you will put your affiliate link.

How Setup Your Sales Message To Be Delivered By The Gmail Autoresponder

Here are 2 examples of the messages you can use (to store in your autoresponder):

MESSAGE 1

Subject: Here is the Info You Requested About Getting a Laptop for N8000

Hello,

Thanks for requesting for more info about the laptop issue.

I came across this powerful information online last week and I have shared with a lot of people and that will include you.

I won't like to say too much here. Just go and download the full information for yourself at) put your tinyurl affiliate link here.

Lest I forget, the owners of that website have a target number that they want to reach before pulling down the webpage. So, if you are really interested, make sure you get the information today and apply it right away.

Here is the link again: (Your tiny url here)

You will like me for this.

Best Regards!

Put your name here

MESSAGE 2

SUBJECT: Info On How To Get a Laptop For N8000 (Depending on what your advert is about)

Hello,

Your request concerning full information about the (what you placed in your advert) was received.

Actually, I am not the creator of this system. I am only using this medium to tell others who might be interested about this particular information on how they can take advantage of the system.

Here is the link to the real page where you can get the full details.

Put your affiliate link here

The system is still new and if you are interested in it,

I will advise that you take advantage of it right now before a lot of people beat you to it.

Anyway, I am just recommending the method.

In case you have any questions, I can help you in answering them. Just hit the reply button and I will help you out.

I wish you success!

Your name here

Once you have typed your message in the autoresponder's box, you can click on save changes and move ahead to the next step.

The next step is where you place your advert in a Good newspaper

How To Place Your Advert In a Newspaper

After you must have done what I told you to do in number one above where you created your killer classified advert, it is now time for you to place the advert in any of the newspaper below:

- 1. Guardian (Tuesday, Thursday and Sunday)*
- 2. Punch (avoid Friday)*
- 3. Sun Newspaper*
- 4. Success Digest Extra (This one costs N7500, but you must register with them as an advertiser)*
- 5. Financial Standard*
- 6. The Nation*
- 7. Business Today*

For this model, I will strongly advise you use success digest extra, especially when you are promoting internet/e-business related products this because most readers own a fastecash account and they can easily use it to buy from you.

You can get a good classified advert space in any of the newspapers above for less than N10,000. The 2 inches by 1 column space is recommended.

All you have to do is look at the back of any of the papers and you will find their phone numbers and email addresses.

Call them and ask for how you can get in touch with their advert department so that you can place your advert.

If you are in Lagos or close, you shouldn't have any problem as you can easily get across to their offices since most of them are based in Lagos.

I also recommend that you tell them that you want the advert to appear very well and not in a hidden angle.

They will ask you for the day you want the advert to come out. Pay them and when the day comes, grab a copy of the paper to make sure that your advert appears.

Let me quickly tell you what will happen after your advert has been released.

What will happen is that people will start responding like crazy to your advert by sending mails to the Gmail address that you provided.

The Gmail autoresponder that you have created will also be replying them instantly with the information that you have programmed into it.

They will read the mail and they will visit your affiliate link instantly. Some of them will buy immediately but a lot will not buy that very first time. Why?

The major reason is that they are afraid of not been scammed. I guess you have that fear too but some people are very afraid. Some people even think that everybody they meet online is a scammer and I can say people like this are scammers because they think that every body are like themselves.

So, what do you do about these people?

That is where the issue of follow up comes around. You will have to follow them up.

Simple!

How do you do that?

Let's see it in the next topic

Following Up With Your Prospects

By the time you go and open your Gmail inbox after your advert has been published, you will find the emails that were sent to you from there.

The responses might be up to 400 or more depending on the circulation of the paper you used.

Some of these people would definitely have bought and you would have gotten your instant commission straight into your Fastecash account.

You now have to follow up the rest of them

You need to wait for 3 days after the day that your advert was first published.

This means that if your advert was published on Monday now for example, you will not follow up till Thursday.

On Thursday, open your Gmail box and reply all the mails there directly with the same email.

In short here is how to space out the intervals

Day 0 – This was when your advert was released

Day 1 – 3 days after your advert was released

Day 2 - 6 days after your advert was released

Day 3 - 10 days after your advert was released

Day 4 - 12 days after your advert was released

I have given two examples of the emails you can use to follow up below: you can use those ones and then create your own for follow up number 3 and number 4.

All you have to do is copy the email to notepad, edit any aspect of it that you wish to edit and paste it as a reply one after the other and send it to your prospects (the people who responded to your advert)

I hope you got it. When you follow up effectively, you will be able to convince a lot of those who did not buy initially to buy later on and that means more money for you.

Here is a follow up emails I have for you

Subject: The real truth about the laptop for N8,000 offer

Hello,

A lot of people have been asking questions about the offer concerning how to get a laptop for N8,000 stuff.

Really, the offer is not about some kind of hidden place where you can go and get a laptop for N8,000 . NO.

And also, it is not about a kind of scheme where you will be asked to pay N8,000 and then you bring inn 5 people and each of those 5 people bring in 5 people and like that.

No, it doesn't work like that.

So, how does it work?

The system is on how to raise money to get your laptop and how to do it fast. You may not even have to use the money to get a laptop. You might use it to get a Television, generating set or something else that you want.

Another thing that you will have access to is that you will be shown how to raise N10,000 from scratch in case you do not have any money right now or you are afraid to use your money.

There is much to it than you can think.

I want you to make sure you check it out.

Here is the link again: (Put your link here)

To your success

Your name here

What you now have to do is to follow up the prospects with via email with your affiliate link for 2 more days following the interval I gave above.

But do not delete the name and email addresses of all the people that responded to you but did not buy anything because they might still buy something from you in the future.

You might even send them some freebies that will make them develop trust in you.

After making your first round of money, let's say you had 10 sales (20 X

N1250 = N25,000) and you still need more money, all you have to do is withdraw N10,000 again from your profits and use it to place another advert which will pull in another new results.

I should tell you a simple automated way of doing this entire thing using an autoresponder but I am not going to do that right now because it will cost you money and you may not understand the setting up unlike the easy system that I have explained above.

Wao.... Great one there from my friend Donatus!

Get to work and he'll be happy to read your testimonial soon...

And That Is The End Of My Naija@50 Report

I think I have been able to give you about 37 pages of content just to celebrate our dear Nations Golden Jubilee Anniversary.

In the course of the report also, I made mention of my [Facebook Naira Membership Club](#), where I'll be giving few people the opportunity of joining this noble club of fellow Facebookers who make \$250+ weekly from Facebook.

If you are interested in this special club, rush to <http://DotComClass.com> and reserve your spot. The price is going to be N2,000 per month and you have to pay for 2 months in order to get my 1 extra month for free (...still in the spirit of Naija @ 50)

This report has been written with some omissions deliberately included. And if you happen to spot be the first to spot it, you will win a prize from me.

Hence, all comments, criticisms, comments and recommendations are welcome. Keep them coming at me@patrickogidi.com

Remain blessed!

Patrick Ogidi

<http://DotComClass.com>

08039560064

10

**Guaranteed Ways
Of Making \$60 Daily Into
Your PayPal Account**

[CLICK HERE TO GET IT TODAY!](#)